

**Investment Objective & Strategy**

The Fund's investment objective is long-term capital growth. The Fund Management seeks to outperform the MSCI World Total Return Net Index (MSCI World Net) with below-average downside risk over investment periods of three to five years by investing primarily in attractively priced, high dividend yielding equity securities issued by companies around the globe. Up to 49 % of the Fund's assets may be invested in emerging markets equities. The Fund strategy is based on empirical evidence of a strong positive relationship between dividend yields and total returns over long measurement periods.

**Investment Process**

The Fund Management seeks to capitalize on market inefficiencies through a highly systematic, computer-assisted investment process, using proprietary quantitative models to select stocks on the basis of a combination of proven value criteria, with a focus on high and stable dividend yields. To qualify for inclusion in the portfolio, stocks must also meet certain liquidity and qualitative requirements. To ensure adequate diversification, the portfolio is controlled for country, sector and industry risks. Nevertheless, large over- and underweights compared to the benchmark are tolerated, as deviations from index weights are considered potential alpha sources. The Fund portfolio is periodically rebalanced, taking into account changes in fundamentals, transaction costs and other factors.

**Risk Factors**

Although dividends may provide some protection during down markets and tend to be significantly more reliable than price returns, even yield-supported stocks can be subject to high short-term volatility. Investors in the Fund should therefore have a long-term investment horizon and must be willing to tolerate high short-term risk of loss in exchange for potentially high returns. Up to 49 % of the Fund's assets may be allocated to emerging markets, which tend to be smaller, less liquid, characterized by lower trading volume and subject to higher volatility than developed equity markets. The risks of investing in foreign securities include currency fluctuations, political uncertainty, different financial standards, regulatory environments, and overall market and economic factors. Investors should refer to the prospectus for a detailed description of the risks associated with investments in the Fund.

**Fund Information**

Total Fund Assets (million €)	21.8
Management Fee	1.50%
Minimum Investment	1 share
Maximum Sales Load	5.00%
ISIN	LU0245042477
WKN	A0JDNT
Common Code (Clearstream / Euroclear)	024504247
Bloomberg Code	ABAKWDF:LX
RIC (Reuters Instrument Code)	A0JDNTX.DX

**Administration** VP Bank (Luxembourg) S.A.  
T: +352 404 777366 | F: +352 404 777284  
luxfunds@vpbank.com  
www.vpbank.lu

**Portfolio Manager\*** GSLP S.à r.l. International Luxembourg  
VERMÖGENSVERWALTERSOZIEIÄT  
T: +352 47 11 82 | F: +352 47 11 73  
gslp@gslp.lu  
www.gslp.lu

**Fund Management** Keppler Asset Management Inc.  
T: +1 212 245 0239 | F: +1 212 262 8150  
info@kamny.com  
www.kamny.com

\*The Portfolio Manager has delegated the management of the Fund to Keppler Asset Management Inc.

# ABAKUS World Dividend

Morningstar Rating **★★★**

December 31, 2018

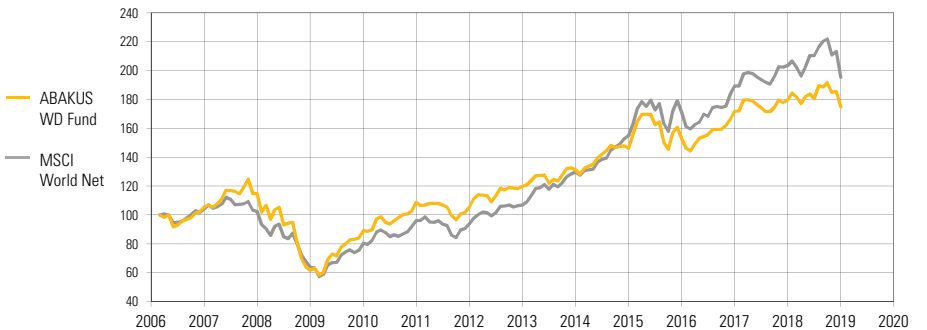
**Total Return**

NAV €87.11

	Since Inception*	Since Inception* p.a.	10 years p.a.	5 years p.a.	3 years p.a.	2 years p.a.	1 year
ABAKUS WD Fund	74.99%	4.46%	10.98%	5.91%	4.63%	0.90%	-2.55%
MSCI World Net	95.26%	5.35%	11.83%	8.54%	4.51%	1.54%	-4.11%

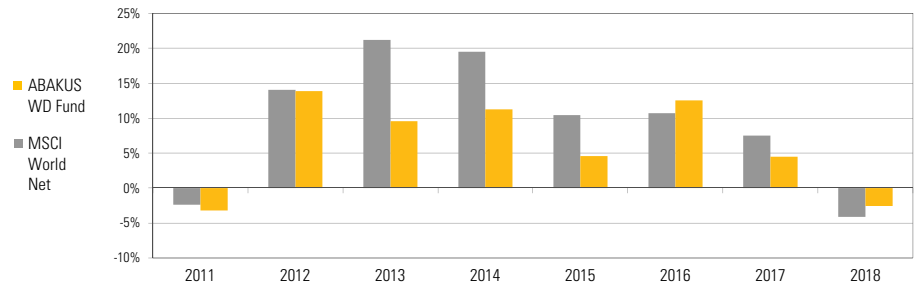
\* Inception: February 2006

**Growth of 100 Euros Since Inception**

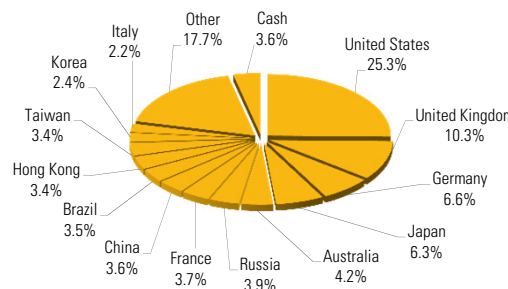


**Calendar Year Performance**

	2011	2012	2013	2014	2015	2016	2017	2018
ABAKUS WD Fund	-3.20%	13.88%	9.57%	11.28%	4.55%	12.53%	4.46%	-2.55%
MSCI World Net	-2.38%	14.05%	21.20%	19.50%	10.42%	10.73%	7.51%	-4.11%



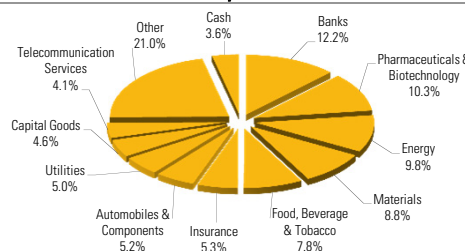
**Country Allocation**



**Sector Allocation**

Communication Services	4.6%
Consumer Discretionary	5.9%
Consumer Staples	10.5%
Energy	9.8%
Financials	20.0%
Health Care	11.3%
Industrials	8.3%
Information Technology	9.0%
Materials	8.8%
Real Estate	3.0%
Utilities	5.0%
Cash	3.6%

**Industry Allocation**



**Top Ten Holdings**

Microsoft Corp.	3.3%
Taiwan Semiconductor Manuf. Co. Ltd.	2.2%
JPMorgan Chase & Co.	2.0%
Apple Inc.	1.9%
Intel Corporation	1.7%
The Bank of New York Mellon Corporation	1.7%
Bank of America Corp.	1.7%
Merck & Co., Inc.	1.7%
Eli Lilly and Company	1.6%
Guangdong Investment Limited	1.6%

Fund performance is shown net of all fees, except sales loads (BVI method). Past performance is no guide to the future. Nothing in this Fact Sheet should be construed as advice and is therefore not a recommendation to buy or sell shares. The Fund is not registered for distribution in all countries and is not available to United States Persons under the U.S. Code. Please read the Prospectus carefully before investing. The Prospectus as well as the latest annual and semi-annual reports can be obtained from HSBC Trinkaus Investment Managers SA, 8, rue Lou Hemmer, L-1748 Luxembourg-Findel, or downloaded from www.hsbctrinkaus.lu.